

Oracle FLEXCUBE Direct Banking
Release 12.0.0
Dashboard Widgets Bill Payments User Manual



Part No. E52305-01

Table of Contents

1. Transaction Host Integration Matrix	3
2. Introduction - Dashboard Widgets	4
3. Pay Bill	6

1. Transaction Host Integration Matrix

Legends

NH	No Host Interface Required.
★	Host Interface to be developed separately.
✓	Pre integrated Host interface available.
×	Pre integrated Host interface not available.

Transaction Name	FLEXCUBE UBS	Third Party Host System
Pay Bill	✓	★

2. Introduction - Dashboard Widgets

Widgets are smaller windows which show data in an optimized form.

In a contemporary UI version of FLEXCUBE Direct Banking application, dashboard will have small widgets. These widgets will show minimal data related to main transactions. These widgets will also enable you to initiate transactions with minimal details.

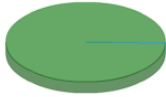
Below **Dashboard** screen shows all the widgets displayed in it, followed by the explanation of each widget.

Dashboard

Blue

Total Position

5,297,316.19 USD
8,938.94 USD



Note:-Balances are consolidated in local currency.

Last Updated On 02:28 AM

Account Balance

00000005910-333-333000028

Current Balance

5,000.00 INR

Available Balance

5,000.00 INR

Uncleared Funds

0.00 INR

Amount on Hold

0.00 INR

Overdraft Limit

0.00 INR

Minimum Balance

100.00 INR

Last Updated On 02:28 AM

My Approval List

No records found

Last Updated on 02:28 AM

My Transactions

Setup Account .. 10-08-2010

Setup Account .. 10-08-2010

Last Updated On 02:28 AM

Recent Transactions

Create Group L.. 10-08-2010

Setup Account .. 10-08-2010

Setup Account .. 10-08-2010

Preferences.. 10-08-2010

Pay Bill.. 10-08-2010

89.00 GBP

Last Updated on 02:28 AM

Loan Rate Inquiry

Preshipment Finance -BC

Financial Lease (L002)

Currency Converter

1 Indian Rupee (INR)

to U.S. Dollar (USD)

Convert

Terms of Use



Gadgets powered by Google

**Information displayed above is external to the bank's site.



My Accounts

Current and Savings

Account Description	Current Balance
333000028-ACC LTD	
33300002809-333	2,108.95 GBP
00000005910-333	5,000.00 INR
33300002804-333	2,573,205.67 INR
33300002812-333	46,699.61 INR
33300002813-333	-3,118,743.99 INR
33300002814-333	1,128.09 INR
33300002807-333	549,808 JPY
33300002811-333	1,231.02 USD
33300002815-333	52,697.86 USD
33300002816-333	4,990,493.01 INR

Mini Statement

00000005910-333-333000028

Date Description Amount

03-12-2007 -- 5,000.00 INR C

Note:- C:Credit,D:Debit

Last Updated On 02:28 AM

RSS Feeds

[Weather Current Weather Conditions Across The 48 Contiguous](#)
46 minutes ago
Heat reaches zenith today. For more details...

[Current Weather Conditions Across The 48 Contiguous United St](#)
[Your National Forecast Summary](#)
[Video: Your 3-Day National Weather Forecast](#)

Financial Calendar

August 2010							month
Sun	Mon	Tue	Wed	Thu	Fri	Sat	
1	2	3	4	5	6	7	
8	9	10	11	12	13	14	
15	16	17	18	19	20	21	
22	23	24	25	26	27	28	
29	30	31	1	2	3	4	
5	6	7	8	9	10	11	

Inward Remittance Inquiry

00000005910-333-333000028

No records found, to search again please amend your inputs

Last Updated On 02:28 AM

Logged In Users

Mr. abhi shu
ABHICORP30
Mr. C USER
CUSER12
Mr. CUSER4 CASH MGMT
CUSER4
Mr. JILL LEE
JILL12
Mr. John Smith
Last Updated On 02:28 AM

Mails

Inbox 1
Compose
Last Updated on 02:28 AM

Funds Transfer

From*
Select
To*
Select
Amount*
Narrative
Initiate
Make an Internal Transfer.

Pay Bill

Select a Biller
Select a Biller
Select Account
Select Account
Bill Number
Bill Number
Bill Date
dd-mm-yyyy (dd-mm-yyyy)
Payment Amount
Payment Amount
Initiate
Click [here](#) to Add New Biller

Last 10 Used Cheques

No Records Found.

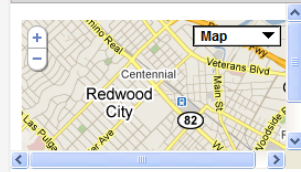
Session Summary

10-08-2010 02:28:00
10-08-2010 01:51:27
10-08-2010 01:47:56
09-08-2010 23:30:01
09-08-2010 23:11:29

Blackout - Next 7 Days

Last Updated on 02:28 AM

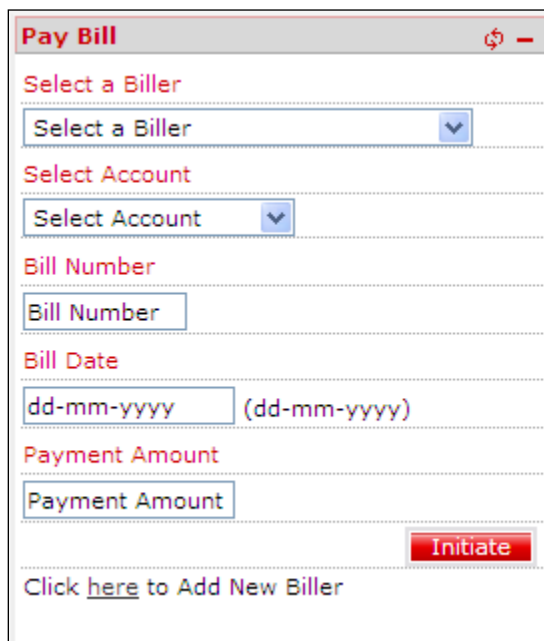
Branch Locator



3. Pay Bill

This widget displays the bill payment transaction in a minimalistic form. It allows you to pay bill for the registered biller.

Widget – Pay Bill



The screenshot shows a web-based form titled "Pay Bill" with a close button in the top right corner. The form is organized into several sections, each with a label in red text:



- Select a Biller:** A dropdown menu with the text "Select a Biller" and a downward arrow.
- Select Account:** A dropdown menu with the text "Select Account" and a downward arrow.
- Bill Number:** A text input field with the placeholder text "Bill Number".
- Bill Date:** A text input field with the placeholder text "dd-mm-yyyy" and a hint "(dd-mm-yyyy)" to its right.
- Payment Amount:** A text input field with the placeholder text "Payment Amount".

At the bottom right of the form is a red button labeled "Initiate". Below the form, there is a link that says "Click [here](#) to Add New Biller".

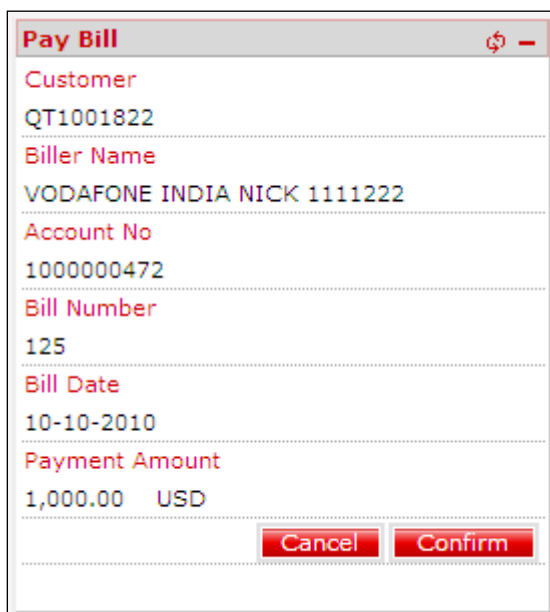
Field Description

Field Name	Description
Select a Biller	[Mandatory, Drop-Down] Select a biller to which you want to pay the bill from the dropdown list.
Select Account	[Mandatory, Drop-Down] Select the account number from the drop-down list.
Bill Number	[Mandatory, Alphanumeric, 20] Type the bill number.
Bill Date	[Mandatory, Input] Type the bill date as per the specified date format.
Payment Amount	[Mandatory, Numeric, 20] Type the amount to be paid to the biller.

1. Click the **Initiate** button. The system displays Pay Bill screen for verification.
OR

Click the ,  icons to refresh and minimize the widget respectively.

Pay Bill



Customer	QT1001822
Biller Name	VODAFONE INDIA NICK 1111222
Account No	1000000472
Bill Number	125
Bill Date	10-10-2010
Payment Amount	1,000.00 USD
<input type="button" value="Cancel"/> <input type="button" value="Confirm"/>	

Note: In the above verification screen, customer id allocated to you is also displayed along with the details entered in the first screen.

2. Click the **Confirm** button. The system displays Pay Bill screen for confirmation with the status message.
OR
Click the **Cancel** button to cancel the transaction and navigate to the previous screen.

Pay Bill

✔ Request has been Initiated

E-Banking Reference No
 616676532423456

Customer
 QT1001822

Biller Name
 VODAFONE INDIA NICK 1111222

Account No
 1000000472

Bill Number
 125

Bill Date
 10-10-2010

Payment Amount
 1,000.00 USD

OK

3. Click the **OK** button. The system displays initial **Pay Bill** screen.
4. Click the **here** hyperlink in the **Click here to Add New Biller** statement displayed at the bottom of the widget. The system displays **Biller Information** screen.

Biller Information

Biller Information						15-04-2011 13:00:00 GMT +0530
<input type="checkbox"/>	Customer Id	Customer Name	Registered On	Nick Name	Biller Name	Account Number
<input type="checkbox"/>	QT1001822	Zublian Logistics pvt ltd	15-04-2011 13:00:00	NICK	VODAFONE INDIA	1111222
						Delete Add New Biller

5. In the above screen, you can add a new biller or delete already registered biller.



Oracle FLEXCUBE Direct Banking
Dashboard Widgets Bill Payments User Manual
May 2012
Version Number: 12.0.0

Oracle Corporation
World Headquarters
500 Oracle Parkway
Redwood Shores, CA 94065
U.S.A.

Worldwide Inquiries:
Phone: +1.650.506.7000
Fax: +1.650.506.7200
oracle.com

Copyright © 2012

Oracle and/or its affiliates. All rights reserved.

This document is provided for information purposes only and the contents hereof are subject to change without notice. This document is not warranted to be error-free, nor subject to any other warranties or conditions, whether expressed orally or implied in law, including implied warranties and conditions of merchantability or fitness for a particular purpose. We specifically disclaim any liability with respect to this document and no contractual obligations are formed either directly or indirectly by this document. This document may not be reproduced or transmitted in any form or by any means, electronic or mechanical, for any purpose, without our prior written permission. Oracle is a registered trademark of Oracle Corporation and/or its affiliates. Other names may be trademarks of their respective owners.

Hardware and Software

Engineered to Work Together